

SLEDI NAVODILOM.

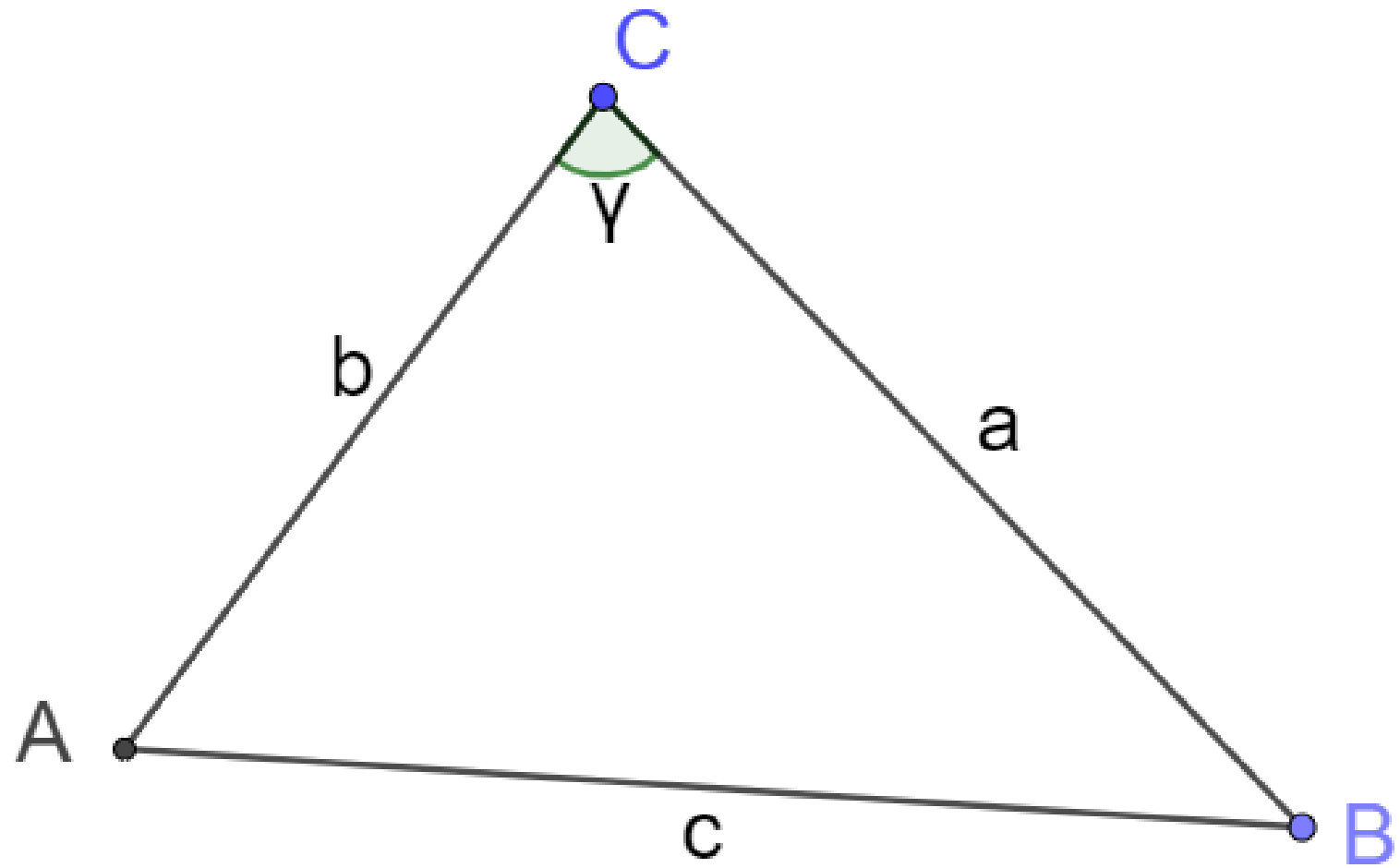
PRI TEM POZORNO BERI
NAVODILA.

NAVODIL NE ZAPISUJ.

IZPIŠI SAMO PODATKE IN DELAJ
PO NAVODILIH.

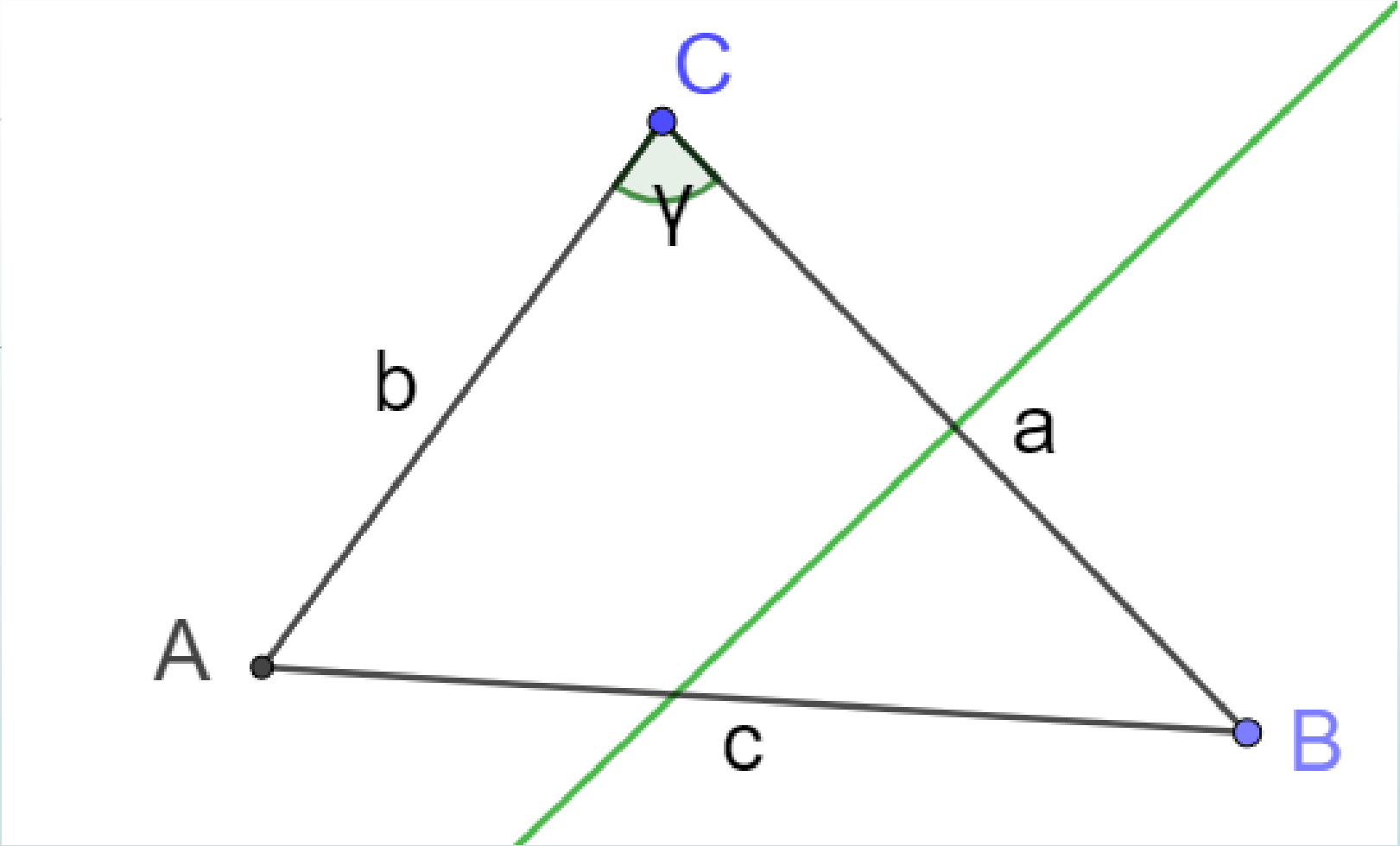
ZA VSAKIM NAVODILOM IMAŠ
TUDI REŠITEV, DA LAHKO SVOJE
DELO SPROTI PREVERJAŠ.

- 
- A dark grey arrow points to the right from the left edge of the slide. Below it, several thin, curved lines in shades of blue and grey sweep across the left side of the page.
- Nariši trikotnik ABC s stranicama
 $a = 5 \text{ cm}$, $b = 4 \text{ cm}$ in kotom $\gamma = 80^\circ$.



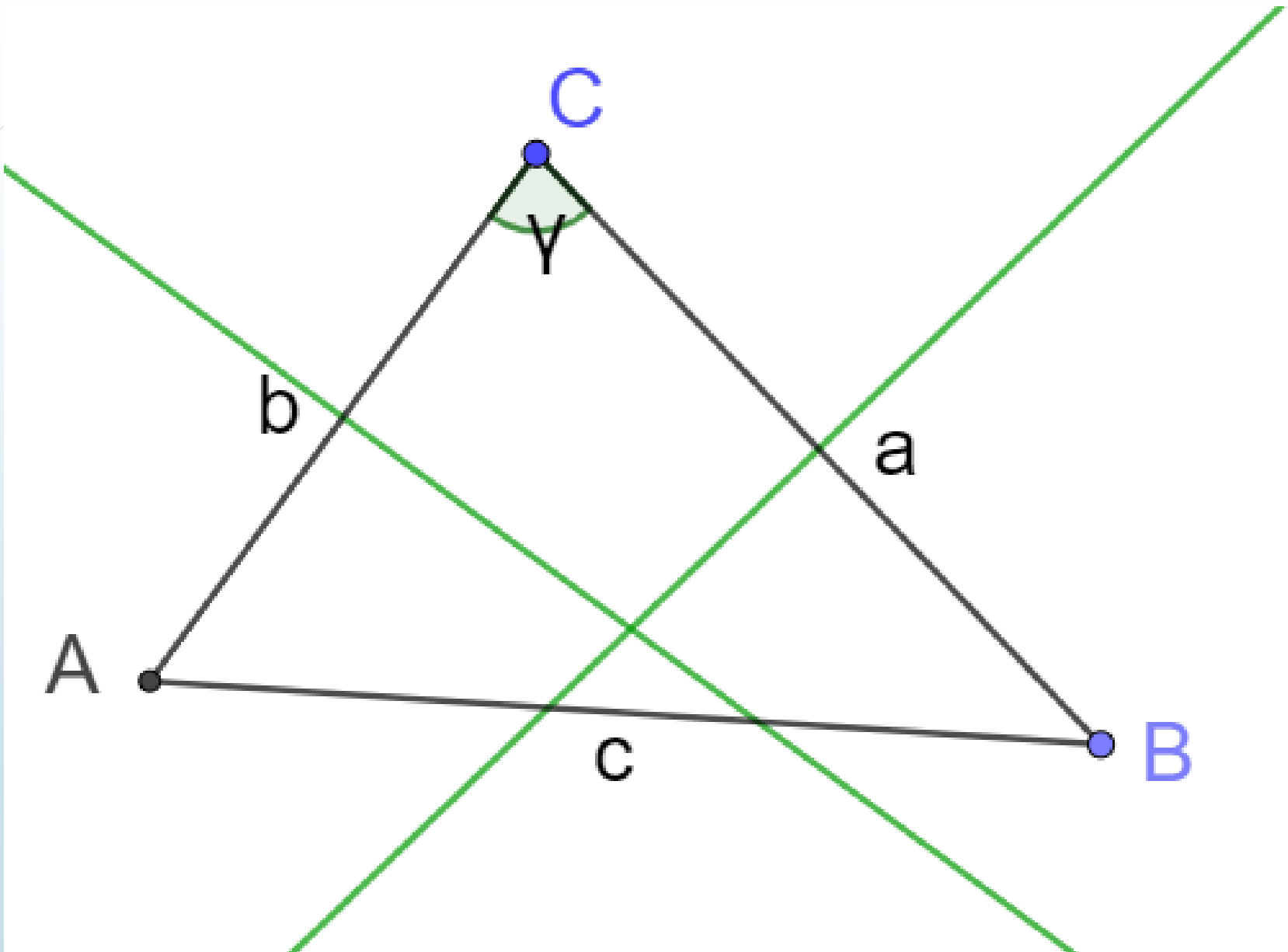
A dark grey arrow points to the right from the left edge of the slide. In the bottom-left corner, there are several thin, curved lines in shades of blue and grey, creating an abstract, organic shape.

➡ Nariši simetralo stranice a .



A dark blue arrow points to the right from the left edge of the slide. Below it, several thin, curved lines in shades of blue and grey sweep upwards and to the right, creating a decorative graphic element.

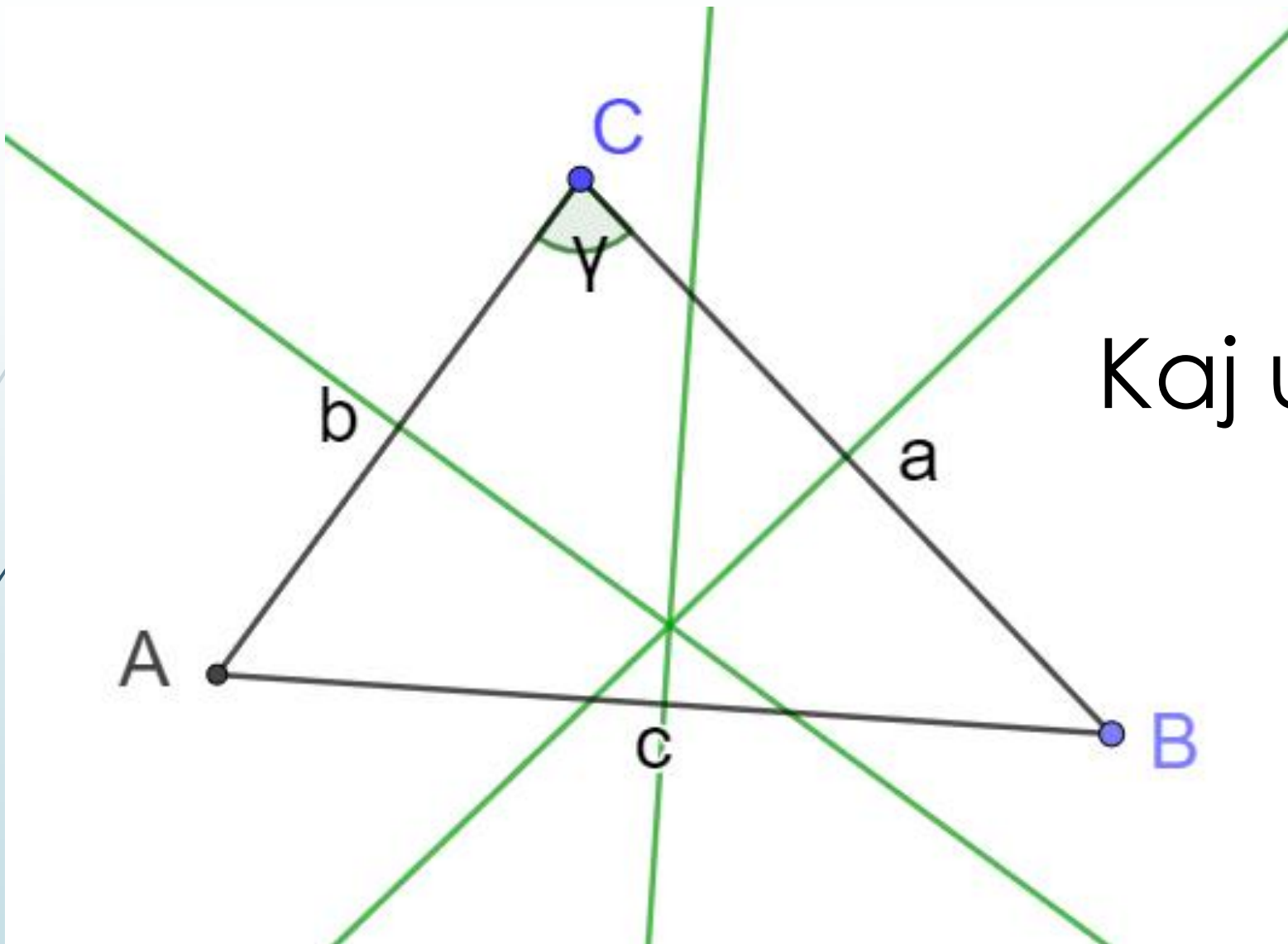
➡ Nariši simetralo stranice b .






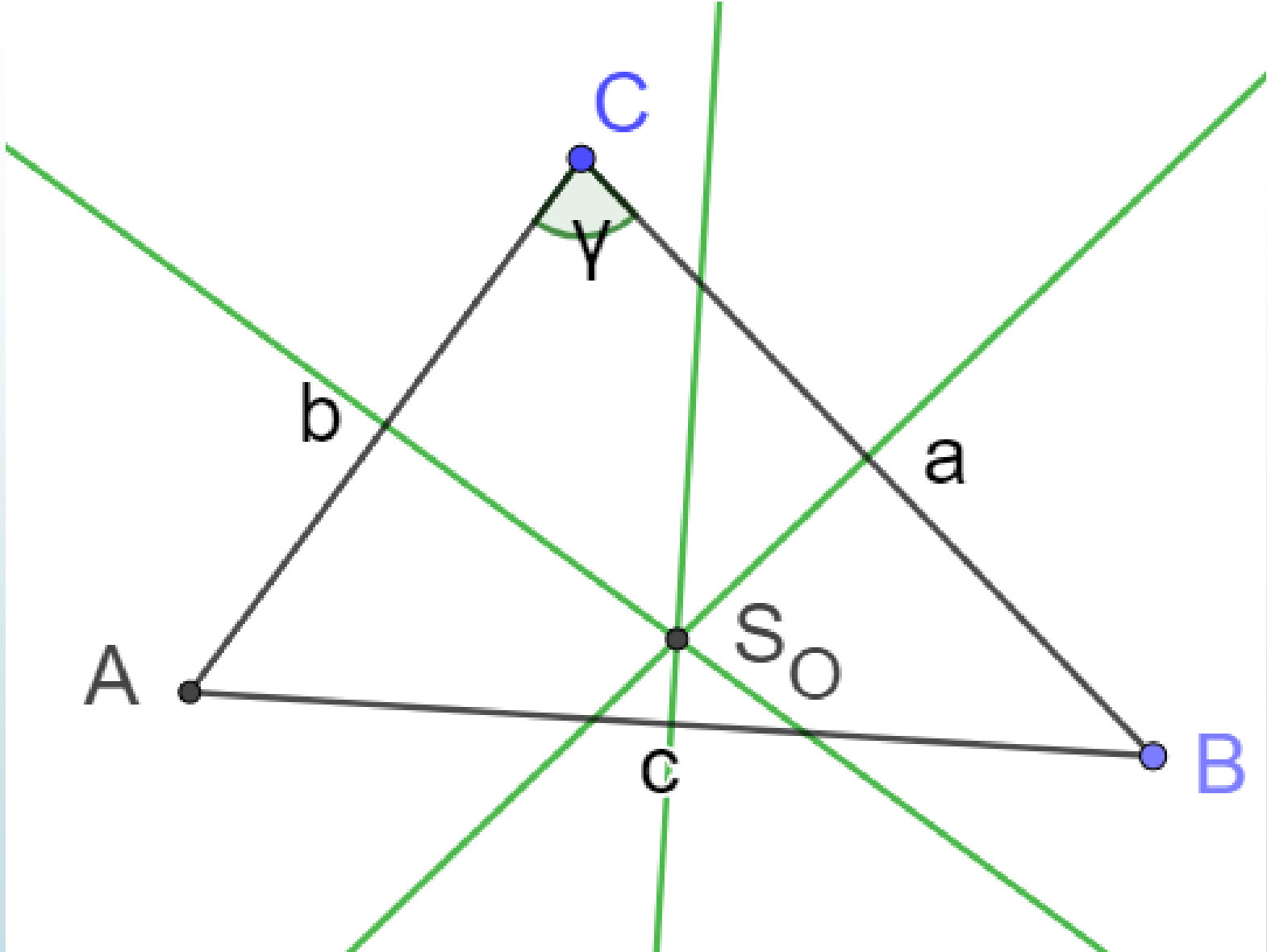
➤ Nariši simetralo stranice c .




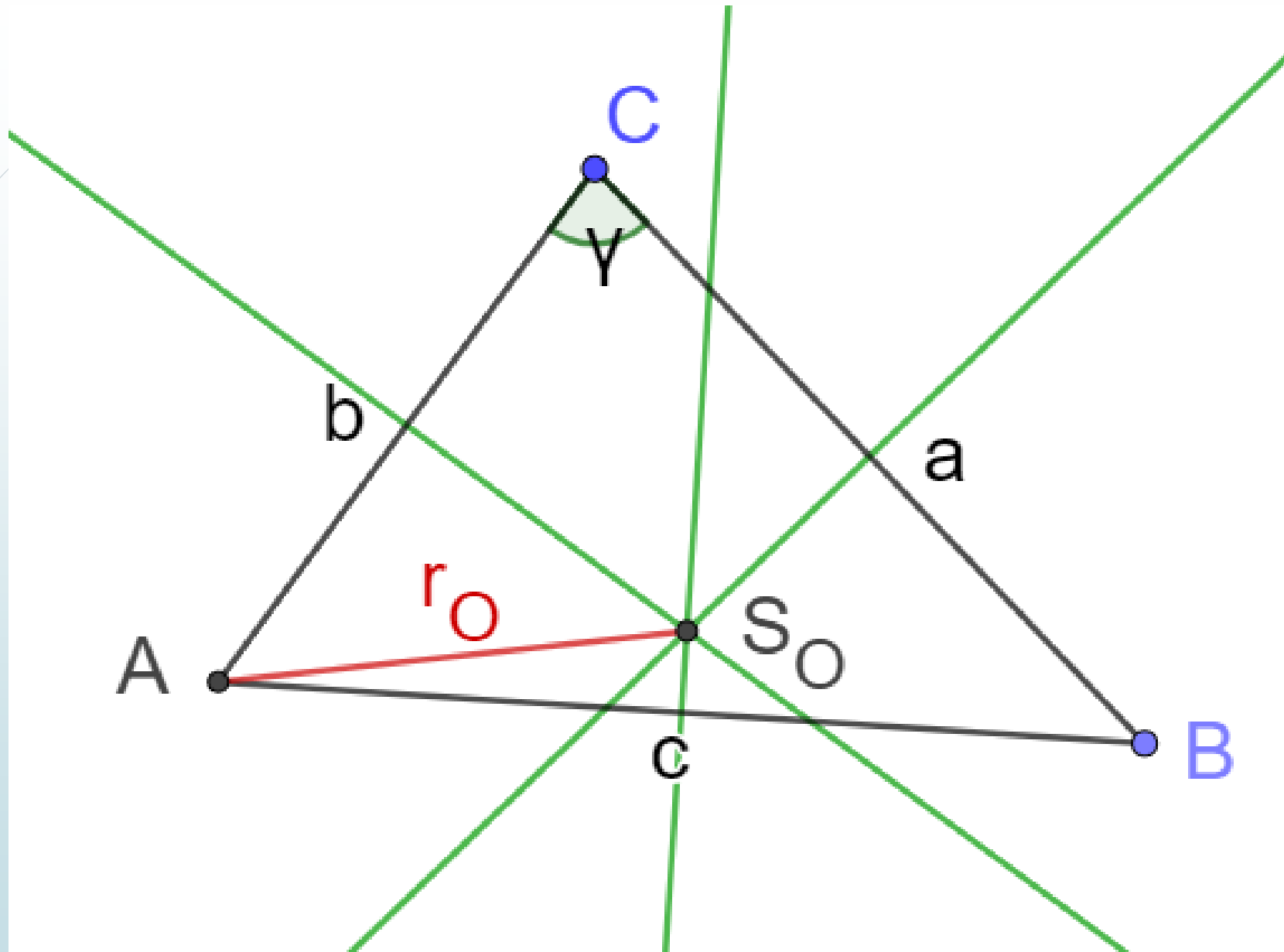


Kaj ugotoviš?

- 
- A decorative graphic on the left side of the slide. It features a dark blue vertical bar at the top left, from which a black arrow points to the right. Below the arrow, several thin, curved lines in shades of blue and grey sweep upwards and to the right, creating a dynamic, abstract background element.
- Simetrane stranice se sekajo v isti točki.
 - Točko, kjer se sekajo simetrane označi s S_o .



- 
- A decorative graphic on the left side of the slide. It features a solid black arrow pointing to the right, positioned at the top. Below the arrow, several thin, curved lines in shades of blue and grey sweep downwards and to the right, creating a sense of motion or flow.
- Nariši daljico, ki povezuje S_o in oglišče A
 - Daljico označi z r_o .



A dark grey arrow points to the right from the left edge of the slide. Below it, several thin, curved lines in shades of blue and grey sweep upwards and to the right, creating a decorative background element.

► Nariši krožnico s središčem S_0 in polmerom r_0 .

- 
- A dark grey arrow points to the right from the left edge of the slide. Below it, several thin, curved lines in shades of blue and grey sweep across the left side of the page.
- Krožnica se nahaja okrog trikotnika in se dotika vseh treh oglišč.

TRIKOTNIKU OČRTANA KROŽNICA

Točka S_0 je središče trikotniku očrtane krožnice in je od vseh oglišč trikotnika enako oddaljena.

Določimo jo s presečiščem simetral vseh treh stranic trikotnika.

Razdalja od S_0 do oglišč trikotnika je ravno polmer trikotniku očrtane krožnice (r_0).

Kako narišemo trikotniku očrtano krožnico?

1. Simetrale stranic (presečišče S_o).
Dovolj je, da narišemo dve simetrali.
2. Razdalja med S_o in poljubnim ogliščem (r_o).
3. Krožnica $k(S_o, r_o)$.



UČ str.133/6.b, str. 131/4.a,č